




Here are the number of miles travelled by children to see their families this Christmas. Roughly how many km did they each travel?

 12 miles
 40 miles
 100 miles

180 children ate the school Christmas meal. They recorded their favourite food items:

- $\frac{1}{6}$ of the children chose the turkey.
- $\frac{1}{4}$ of the children chose the potatoes.
- 55 children liked the pudding the most.
- The rest liked the stuffing the most.

Draw a pie chart to represent this data:

A gift shop has the following items left to sell on Christmas Eve.






Write down the ratio of:

Chocolates to watches: _____

Teddies to watches: _____

Chocolates to teddies: _____

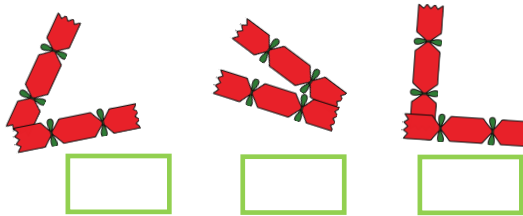
If  = 8, what is:

6  + 3  ?

4  - 19 ?

12  - 2  ?

Which of these crackers intersect at a right angle?



Santa has 18,641,098 children on his 'nice' list this year!


Round this number to the nearest million.

Last year, there were 1,520,000 fewer children on the 'nice' list.




How many children is that? (work it out mentally)

The number line shows the number of people visiting Santa's grotto this weekend.

Complete the number line.



Here are the number of miles travelled by children to see their families this Christmas. Roughly how many km did they each travel?

		
12 miles	40 miles	100 miles
19km	64km	161km

A gift shop has the following items left to sell on Christmas Eve.





Write down the ratio of:

Chocolates to watches: 3 : 2

Teddies to watches: 6 : 2

Chocolates to teddies: 3 : 6

If  = 8, what is:

6  + 3  ? **72**

4  - 19 ? **13**

12  - 2  ? **80**

180 children ate the school Christmas meal. They recorded their favourite food items:

- $\frac{1}{6}$ of the children chose the turkey. **30**
- $\frac{1}{4}$ of the children chose the potatoes. **45**
- 55 children liked the pudding the most.
- The rest liked the stuffing the most. **50**

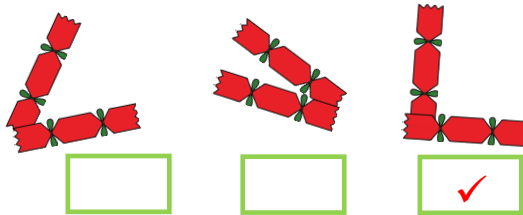
Draw a pie chart to represent this data:

A chart to show favourite food.



■ turkey ■ potatoes ■ stuffing ■ pudding

Which of these crackers intersect at a right angle?



Santa has 18,641,098 children on his 'nice' list this year!

Round this number to the nearest million. **19,000,000**

Last year, there were 1,520,000 fewer children on the 'nice' list.

How many children is that? (work it out mentally) **17,121,098**

The number line shows the number of people visiting Santa's grotto this weekend.

Complete the number line.

